



# Manhole Products

## 54" Precast Manhole City of Tacoma Standard

### Grade Adjustment Rings Available

- 2", 3", 4", 6" - Per SU-21

### Hole or Knock Out Dimensions

- Maximum hole size is 42 inches
- 8 inches of minimum distance between holes
- 2 inch diameter lifting holes provided
- Cored, cast-in and custom block-out/knock-outs available

### Conformity Standards

- ASTM C478 manhole
- ASTM C443 rubber gasket joint
- D4101 polypropylene steps and ladders

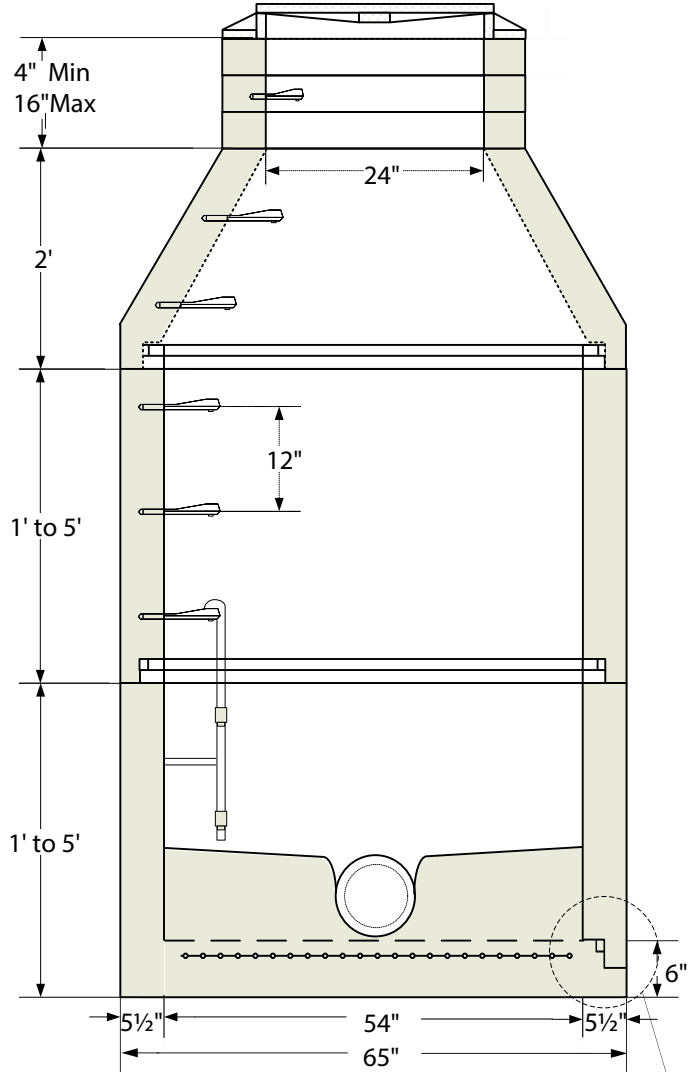
### Options Available

- 2' Concentric cone (shown)
- Pre-channeled base
- Flat slab top when specified - Per SU-21
- 2' offset cones
- Steps & 1' thru 10' Polypropylene ladders - Per SU-21
- Kor-N-Seal boots
- Specialized coatings

### Section Specifications

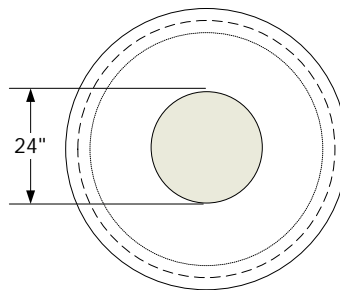
Height	Section	Base
6"	502 LBS	2,185 LBS
12"	1,056 LBS	2,739 LBS
24"	2,138 LBS	3,821 LBS
36"	3,221 LBS	4,904 LBS
48"	4,305 LBS	5,988 LBS
60"	5,388 LBS	7,071 LBS
72"	6,254 LBS	7,937 LBS

Base Slab	Flat Top
1,698 LBS	2,114 LBS

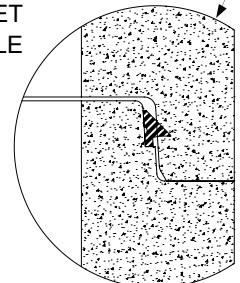


Top Cone Plan View

Gasket Shown Uncompressed



1PC  
GASKET  
PROFILE



Note: Drawings not to scale

[www.shopeconcrete.com](http://www.shopeconcrete.com)

1-800-422-7560 [TOLL FREE]



Shope Concrete, LLC  
1618 East Main Avenue  
Puyallup, WA 98372-3142

(253) 848-1551  
Fax Line 1 (253) 845-0292  
Fax Line 2 (253) 864-6172

